

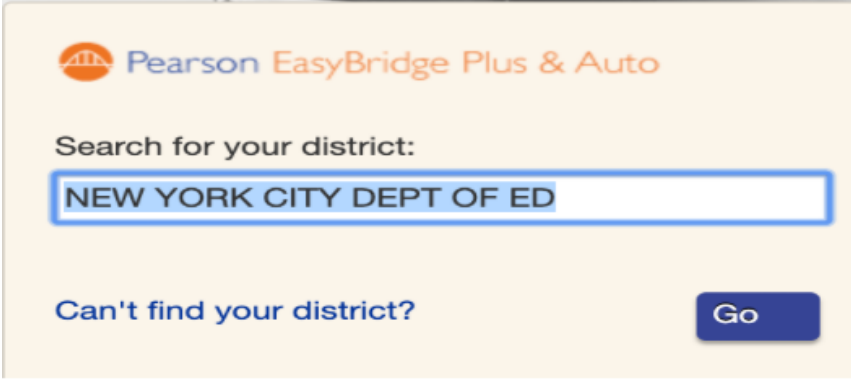



Math Envision (Pearson) Log-in

<p>1. Go to the website: https://www.pearsonrealize.com/index.html#/</p>	
<p>2. Click Sign In</p>	 <p>The screenshot shows the Pearson Realize website homepage. At the top right, there are two buttons: 'Sign In' (highlighted with a yellow box) and 'Sign Up' (green). Below the navigation bar is a large banner with the text 'Realize Your Potential.' and a sub-headline: 'With rich and engaging content, embedded assessment with instant data, and flexible classroom management tools, Realize gives you the power to raise interest and achievement for every student.' A blue button 'Try a free demo today' is positioned below the banner. At the bottom of the page, there are three columns of links: 'Getting Started', 'System Requirements', and 'Contact Support'.</p>
<p>3. Click Pearson Easy Bridge & Auto</p>	 <p>The screenshot shows the 'Pearson Sign In' page. It features a 'Username' field, a 'Password' field, and a 'Sign In' button with a right-pointing arrow. Below the password field, there is a link: 'Forgot your username or password?'. At the bottom of the page, there is a link for 'Pearson EasyBridge Plus & Auto' which is highlighted with a yellow box and an arrow. A question mark icon is located to the right of this link.</p>

<p>4. Type "New York City Dept of Ed"</p> <p>5. Click Go</p>	 <p>The screenshot shows the Pearson EasyBridge Plus & Auto search interface. At the top, there is a logo for Pearson EasyBridge Plus & Auto. Below the logo, the text "Search for your district:" is displayed. A search input field contains the text "NEW YORK CITY DEPT OF ED". Below the search field, there is a link that says "Can't find your district?" and a blue button labeled "Go".</p>
<p>6. Type your child's username and password</p> <p>7. Click Sign In</p>	 <p>The screenshot shows the NYC Department of Education Sign In page. At the top, there is the NYC Department of Education logo. Below the logo, the text "Sign In" is displayed in a large, bold font. Underneath, there are two input fields: "User name" and "Password". Below the input fields, there is a blue button labeled "Sign In".</p>
<p>8. Now you are logged in!</p>	